

eHID

eHID Ballasts

150W UNV Standard Case

The new **ULT 150W** universal input voltage electronic HID ballast series has been designed to be compatible with both “open & enclosed” rated 150W metal halide lamps, now allowing the usage in open-rated luminaires without lenses. In addition these UNV units can replace competitive units which are designed only for 120V or 277V operation; thereby, reducing SKU inventory and offering a more installer friendly series.

Microprocessor controlled intelligence offers superior lamp performance, safety, high efficiencies that exceed EISA & CEC Title 24 limits and added-value options for retail and commercial applications.

These units offer significant benefits over magnetic ballasts with approximately 10% energy savings, improved lighting quality, lighter weight and quiet operation.

Product offerings include footed and junction box-studs versions plus the value-added “JT3 version with 120V tap” for recessed fixture self-heating thermal protectors.

Features & Benefits

- **Universal Input Voltage**
 - Reduction in SKUs
 - Installer Friendly
- **Qualified by all Major Lamp Companies**
 - Approved for use on all “open & enclosed” rated M/C102 & M/C142 MH lamps.
- **High Efficiency Operation**
 - Exceeds EISA & CEC Title 24 efficiency limits
- **Constant Output Wattage**
 - Improved fixture to fixture color consistency
- **“JT3” Version with 120V Tap**
 - Compatible with both 3 & 4 wire self-heating IDTPs
 - Universal Voltage Rated



| Lamp | | # | Volts | Input Watts | Nom. Line Amp | Power Factor | Ballast Factor |
|--------------------------------------|---|-----|--------------|-------------|---------------|--------------|----------------|
| ANSI Type | | | | | | | |
| 188638.05 M15012-27CK-5EU-F | | | | | | | |
| M/C102 or M/C142 | 1 | 120 | 163 | 1.37 | >95% | 1.00 | |
| | 1 | 277 | 159 | 0.60 | >95% | 1.00 | |
| 188639.05 M15012-27CK-5EU-J | | | | | | | |
| M/C102 or M/C142 | 1 | 120 | 163 | 1.37 | >95% | 1.00 | |
| | 1 | 277 | 159 | 0.60 | >95% | 1.00 | |
| 188989.05 M15012-27CK-5EU-JT3 | | | | | | | |
| M/C102 or M/C142 | 1 | 120 | 163 w/o IDTP | 1.37 | >95% | 1.00 | |
| | | 277 | 159 w/o IDTP | 0.60 | >95% | 1.00 | |
| | 1 | 120 | 165 w/ IDTP | 1.39 | >95% | 1.00 | |
| | | 277 | 161 w/ IDTP | 0.62 | >95% | 1.00 | |

- Max. Case Temperature: 85°C
- Sound Rated: A
- Min. Starting Temperature: -15°C
- Max. Remote Mounting Distance: 25ft with individual lead cables
- Efficiency: 90%

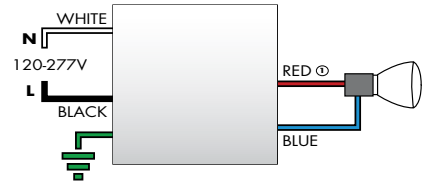
| Case Dimensions (L x W x H) | | |
|-----------------------------|-----------------|-------------------|
| 5.51" (140mm) | 3.62" (92mm) | 1.57" (39.9mm) |

Consult Specification Sheets at www.unvlt.com for additional specification information

Wiring Diagram: "F" & "J"

188638.05 M15012-27CK-5EU-F
188639.05 M15012-27CK-5EU-J

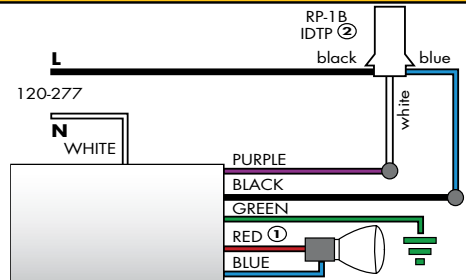
WIRING



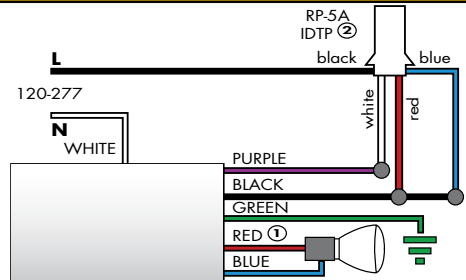
Wiring Diagram: "JT3"

188989.05 M15012-27CK-6EU-JT3

WIRING (with 3-wire 120V IDTP)



WIRING (with 4-wire 120V IDTP)



WIRING (with 3-wire 277V IDTP)

