



# Signa Electronic Sign Ballasts

The Unmistakable Sign of Leadership in Electronic Technology

**S**igna's newest electronic sign ballasts feature parallel lamp operation and offer the convenience of universal input voltage (108–305 volts) as a standard feature. This technology incorporates the intelligence to sense the input voltage and regulate the input current to the ballast so that the output control to the lamps remains constant across the entire range (108–305 volts). Universal voltage is installer-friendly and eliminates the costly problem of miswiring ballasts and signs with incorrect voltage. This also reduces the inventory requirements for sign manufacturers, distributors and end users—and ensures you have the right voltage ballasts for sign applications every time.

With parallel lamp operation, when one lamp fails, the other lamps remain ignited so that signs are still illuminated. Because our electronic sign ballasts feature a traditional can and mounting footprint, there is no need to modify existing sign layouts. The ballasts' instant start technology reduces the number of lamp leads and simplifies wiring. Industry-standard wiring configurations with red and blue leads eliminate installation confusion. Multiple lamp use allows sign manufacturers to better illuminate signs by using different combinations of lamps on each circuit.

All Signa ballasts are manufactured in UL Outdoor "Type-2" cans and are rated "HL" for hazardous locations. Type-2 cans do not require the use of a separate metal ballast enclosure. The Signa family of electronic ballasts includes 2-, 4- and 6-lamp instant start models for T12HO lamps up to 8 feet in length and T8HO lamps up to 6 feet in length. Also available is a ballast for up to four 10-foot T12HO or 8-foot T8HO lamps.



## Features and Benefits

### Universal input voltage

- Installer-friendly
- Reduces inventory costs
- Ideal for international projects

### Parallel lamp operation

- When one lamp fails, other lamps remain lit keeping the sign illuminated
- Provides for ballast application flexibility

### Simplified wiring

- Industry-standard red and blue leads simplify wire management
- Fewer connections for quicker installation
- Less wires allow for easier raceway routing

### Multiple lamp use

- Operate multiple lamps in series on one circuit
- Improved sign lighting flexibility

### Four units cover all applications from 2 to 48 feet in total length

- Three models operate T12HO lamps up to eight-foot
- One 4-lamp model specifically designed for 9-10 foot amps
- Cold temperature starting down to  $-20^{\circ}$  F
- Instant start operation
- Maximizes energy savings—up to an additional 25% energy savings over standard magnetic sign ballasts

### UL "Type-2" cans for improved durability and resistance to rust

- UL "HL" rated for hazardous locations
- Lightweight for easy installation
- cULus and CSA listed



# Electronic Sign Ballasts

Catalog Number	Number of Lamps	Total Lamp Footage	Start Temp (°F)	Input Voltage	Max. Input Watts	Max. Line Current (A)	Wiring Diagram
Ballasts for T12HO lamps up to 8 feet in length or T8HO lamps up to 6 feet in length							
ESB216-12	1 or 2	2' min. - 16' max.	-20°	120	134	1.12	1, 4*
				277	130	0.47	
ESB432-14	1, 2, 3 or 4	4' min. - 32' max.	-20°	120	280	2.34	2, 4*
				277	274	0.99	
ESB848-46	4, 5 or 6	8' min. - 48' max.	-20°	120	408	3.41	3, 4*
				277	395	1.47	
Ballasts for T12HO lamps up to 10 feet in length or T8HO lamps up to 8 feet in length							
ESB1040-14	1, 2, 3 or 4	10' min. - 40' max.	-20°	120	341	2.85	2, 4*
				277	331	1.25	

## Dimensions

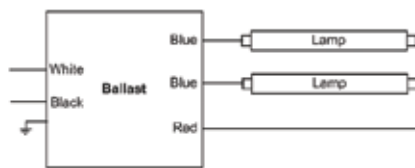
Catalog Number	Case Length	Overall Length	Mounting Length	Height	Width	Weight (lbs)
ESB216-12	10.58	11.75	11.14	1.78	3.13	4.2
ESB432-14	13.19	14.31	13.75	2.67	3.19	7.4
ESB848-46	15.56	16.68	16.12	2.67	3.19	9.7
ESB1040-14	15.56	16.68	16.12	2.67	3.19	10

\*Multiple lamp use varies by model, consult with [www.signasign.com](http://www.signasign.com) for complete specification information

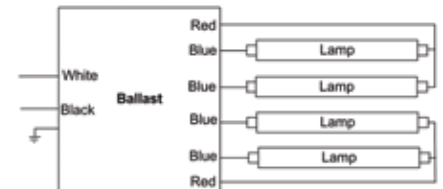
## Lead Lengths (inches)

Black	White	Reds	Blues
24	24	120	120

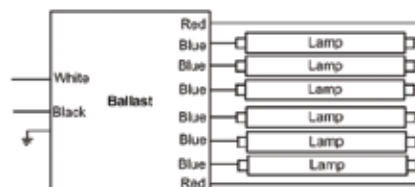
## Wiring Diagrams



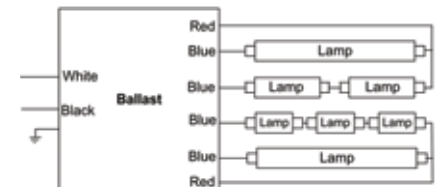
(1) 2-lamp wiring



(2) 4-lamp wiring



(3) 6-lamp wiring



(4) Multiple lamp use\*

## IT'S EASY TO REACH US...



Universal Lighting Technologies, Inc.  
26 Century Blvd., Suite 500  
Nashville, TN 37214-3683



General Info: (615) 316-5100  
For Technical Engineering Services (TES), application support and warranty information, call 1-800-BALLAST



Website: [www.signasign.com](http://www.signasign.com)  
Email: [webmaster@unvlt.com](mailto:webmaster@unvlt.com)

All specification information is subject to change without notification.  
Lit# ESB0211